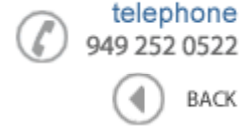




Data Sheet



Product Category: RF SAW Filter

Part Number	Package	Application	Last Modified
805-RF465.0M-D	5.0 x 5.0 SMD	CDMA450 Rx	Jan. 01, 2007

TYPE :

CDMA450, RF SAW Filter, Rx



PART NUMBER :

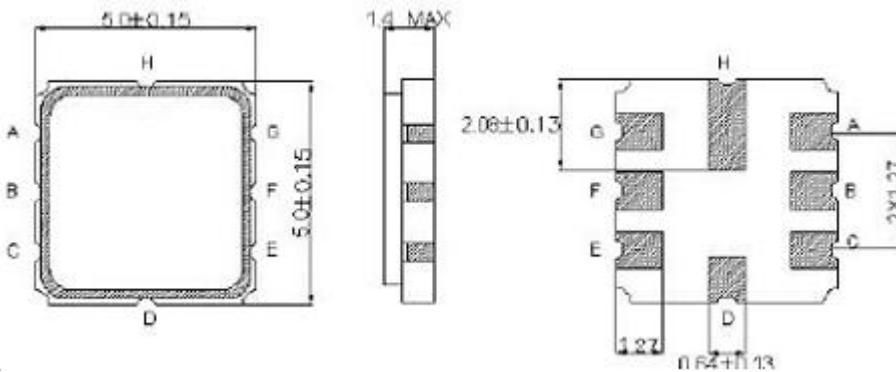
805-RF465.0M-D

OPERATING CONDITIONS / ELECTRICAL CHARACTERISTICS

PARAMETERS	Condition	Minimum	Typical	Maximum	Units
Center Frequency (Fo)	-	-	465.0	-	MHz
Maximum Insertion Loss	462.5 ~ 467.5 MHz	-	2.6	4.3	dB
Stop Band Attenuation:	0.3 ~ 452.5 MHz	40	45	-	dB
	452.5 ~ 457.5 MHz	35	45	-	
	485.0 ~ 507.5 MHz	40	50	-	
	507.5 ~ 1200.0 MHz	30	44	-	
	1200.0 ~ 1700.0 MHz	20	28	-	
Source Impedance (single ended)*	-	-	50	-	ohm
Load Impedance (single ended)*	-	-	50	-	ohm
VSWR	462.5 ~ 467.5 MHz	-	1.4	2.0	-
Maximum Input Power	-	-	-	27	dBm
Operating Temperature	-	-30	-	+80	°C

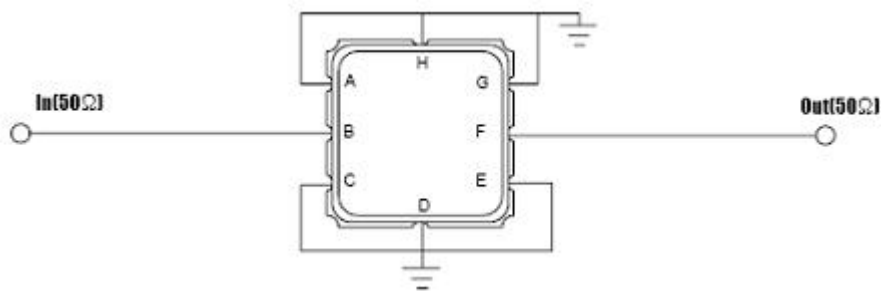
* No Matching Network

PACKAGE OUTLINE (mm)

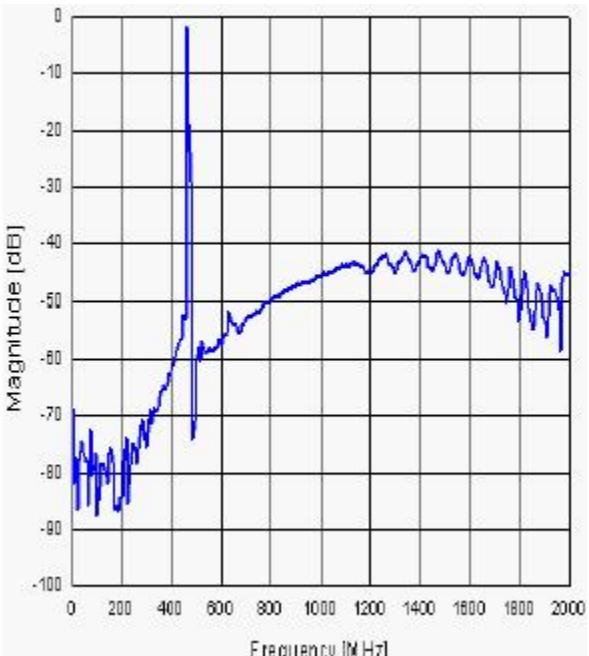
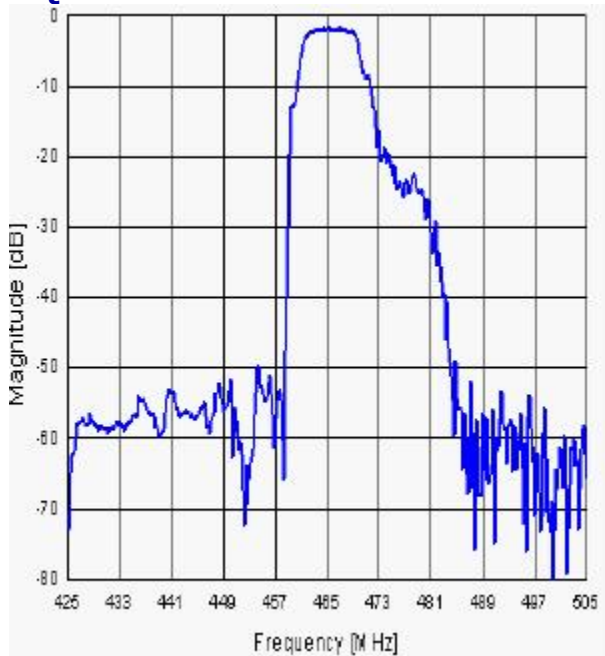


PIN LAYOUT	
A	Ground
B	In
C	Ground
D	Ground
E	Ground
F	Out
G	Ground
H	Ground

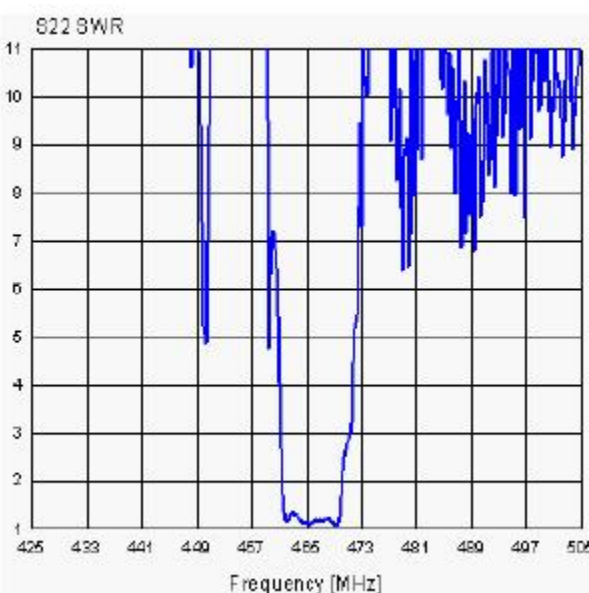
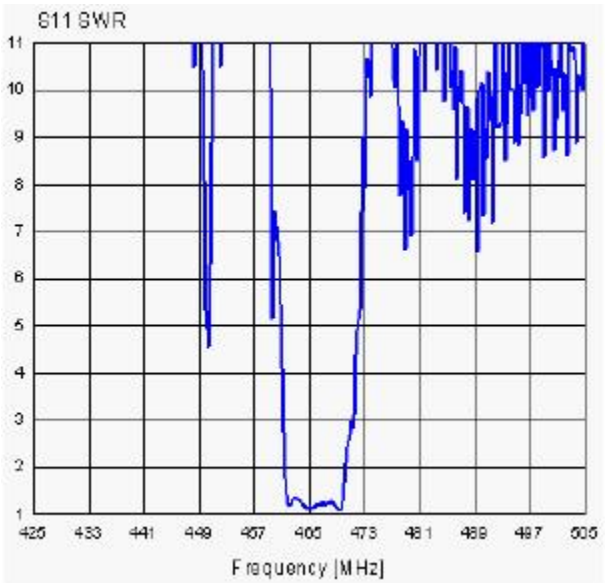
TEST FIXTURE



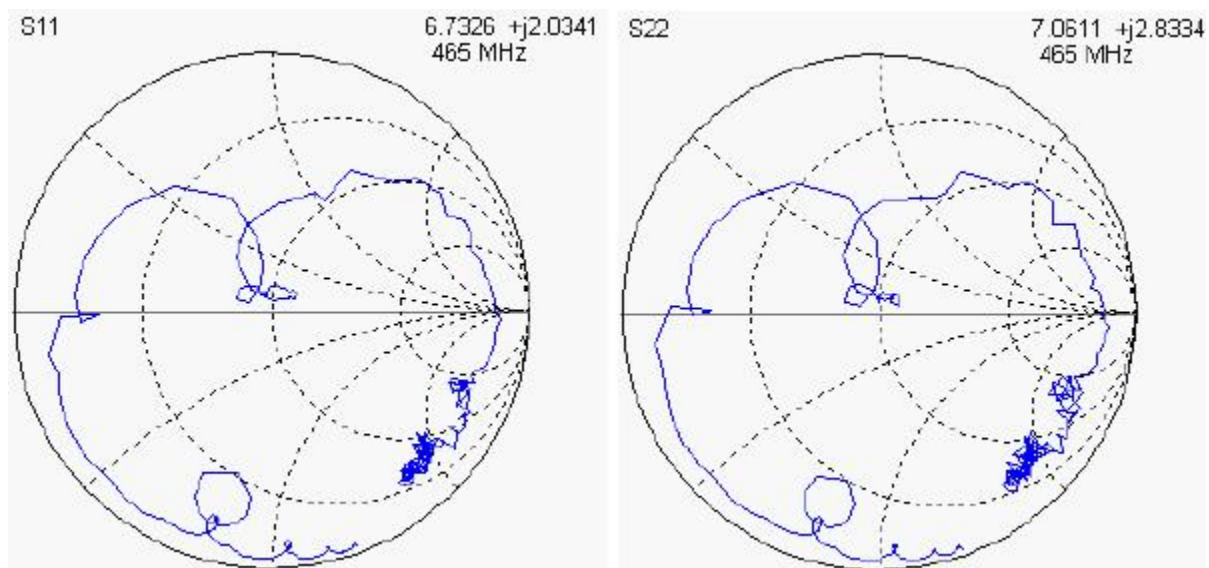
FREQUENCY RESPONSE



VSWR



SMITH CHART



Oscilent Corporation - CALL **949.252.0522**

Part No.: 805-RF465.0M-D

18195 East McDermott Street, Building D, Irvine, CA 92614, USA
Fax: 949.252.0599, E-Mail: Sales@Oscilent.com